

MAYFIELD® Patient Positioning For Success

Approach*

Upper lateral suboccipital.

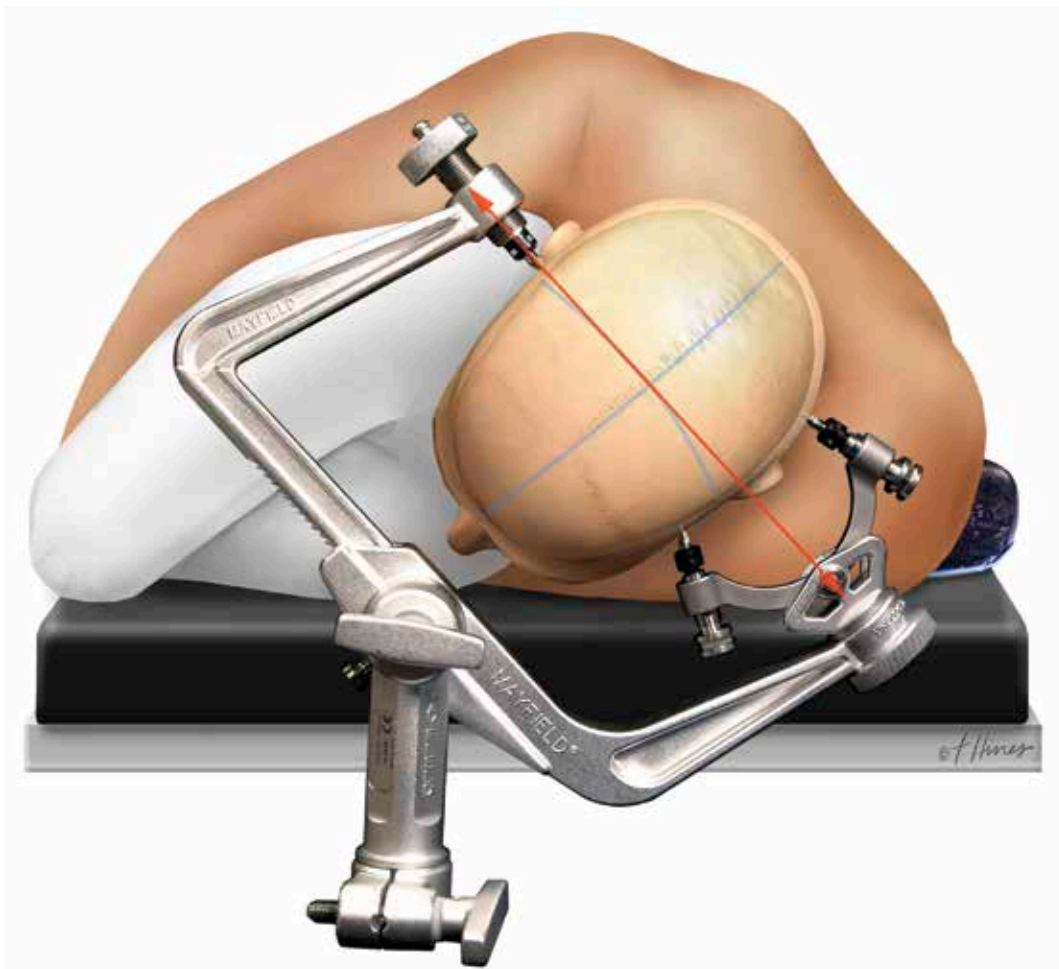
Head is maintained in 0-degrees of rotation ("Park Bench" position).

Access to

Cerebellopontine angle and the lateral brainstem.

Skull Clamp Application

Single pin side superior. Head resting on 2-pin rocker arm of skull clamp.



Approach*

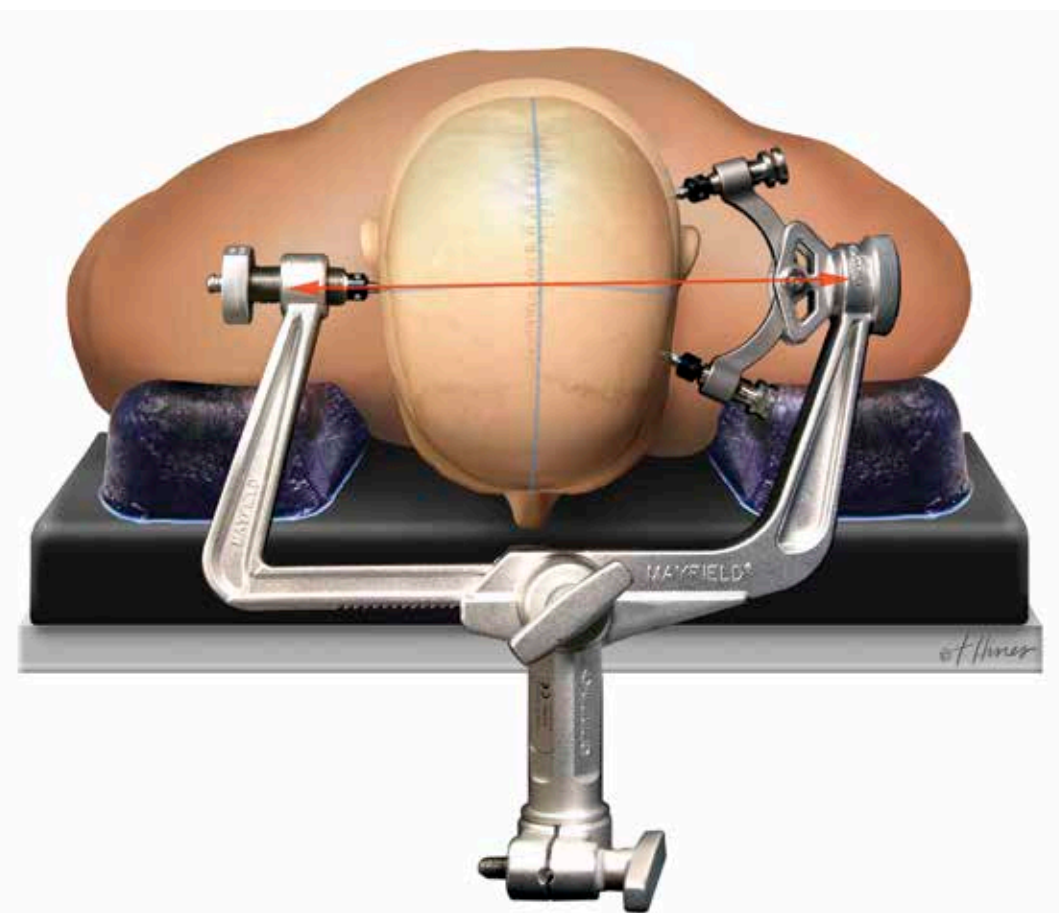
Posterior, parietal, occipital.

Access to

Exposure to parietal and occipital lobes.

Skull Clamp Application

Skull clamp is applied parallel to the floor.



Approach*

Pterional, frontal, temporal and parietal approaches.

Access to

Frontal, parietal, and temporal regions.

Skull Clamp

Single pin side superior. Head resting on 2-pin rocker arm of skull clamp.



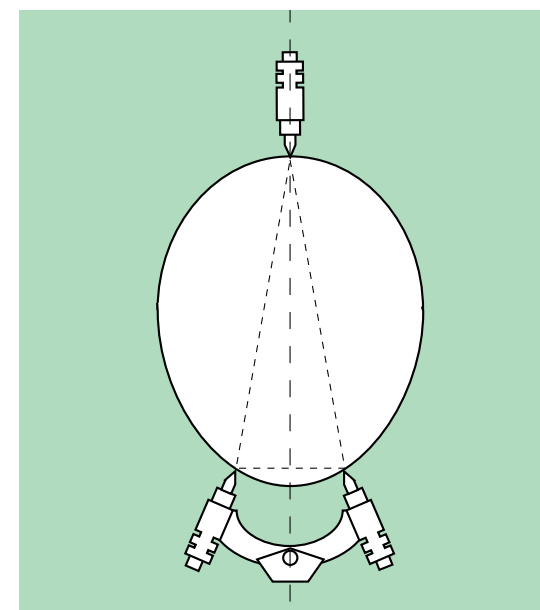
*Patient position and application of the skull clamp can be made with numerous variations. The patient's final position should be acceptable to the surgeon, taking into account the patient's anatomy, pressure points, neck flexibility and access to the surgical target.

Skull Clamp Positioning



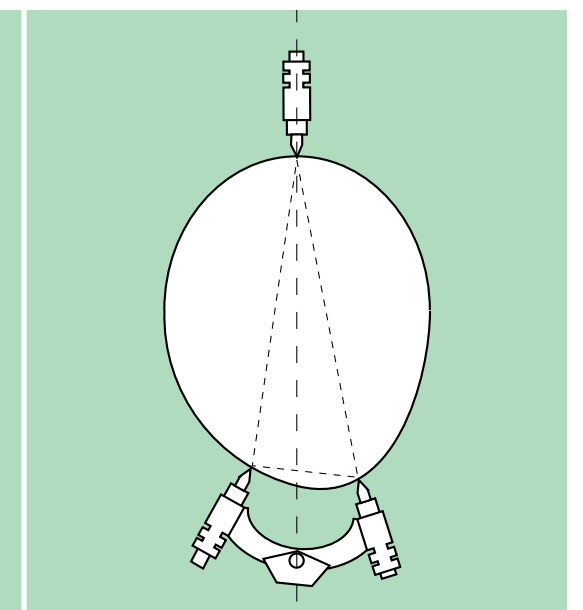
"Sweatband" = Stability

Limit uncertainty when positioning the MAYFIELD® Skull Clamp to the patient's head, visualize a sweatband on the patient. The skull pins should be applied within the area covered by the sweatband.



Equal Forces = Stability

If the two skull pins on the rocker are equidistant from the center line, then the forces on these pins will be equal and stable.



Unequal Forces = Unstability

If the two skull pins on the rocker are not equidistant from the center line, the forces on these two pins will not be equal and could be unstable.



MAYFIELD Ultra Base Unit
A2101

MAYFIELD Swivel Adaptor
A1018

MAYFIELD Triad Skull Clamp
A1108

MAYFIELD Disposable Skull Pins
A1072



MAYFIELD Ultra Base Unit
A2101

MAYFIELD Ball Socket Swivel Adaptor
A1064

MAYFIELD Adult Horseshoe Headrest
A1012

Posterior Cervical Spine Support
A1073



MAYFIELD XR2 Base Unit
A2079

MAYFIELD Infinity XR2 Skull Clamp
A2114

For more information or to place an order, please contact:

United States, Canada, Asia, Pacific, Latin America
USA 800-654-2873 • 888-980-7742 fax
International +1 609-936-5400 • +1 609-750-4259 fax
integralife.com/contact

Manufacturer:
Integra LifeSciences Corporation
4900 Charlemar Drive, Bldg. A
Cincinnati, OH 45227 • USA